

Internet Recertification Course Approval

Thursday, July 02, 2015

50

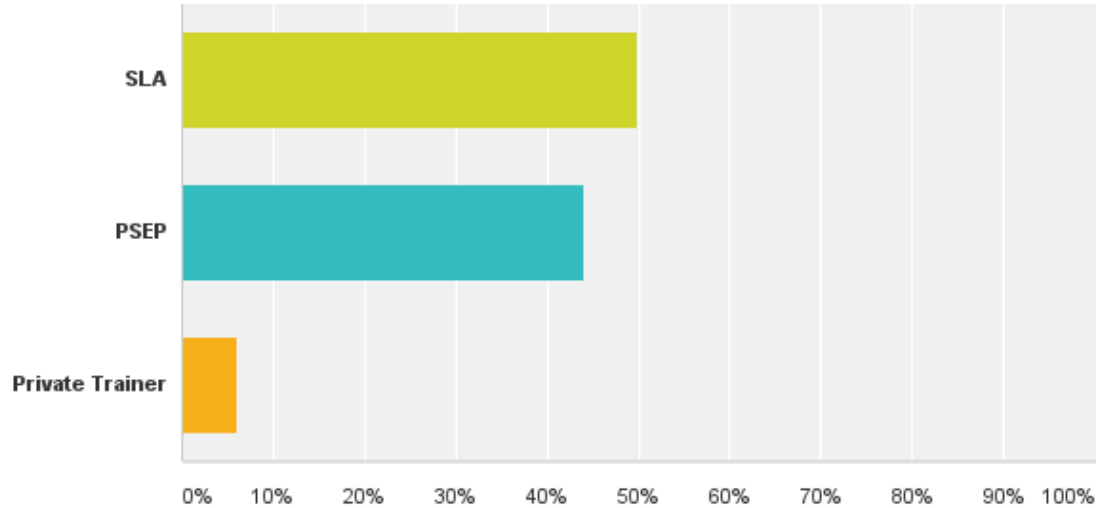
Total Responses

Date Created: Wednesday, May 20, 2015

Complete Responses: 43

Q1: Who do you represent? Type abbreviation in box.

Answered: 50 Skipped: 0



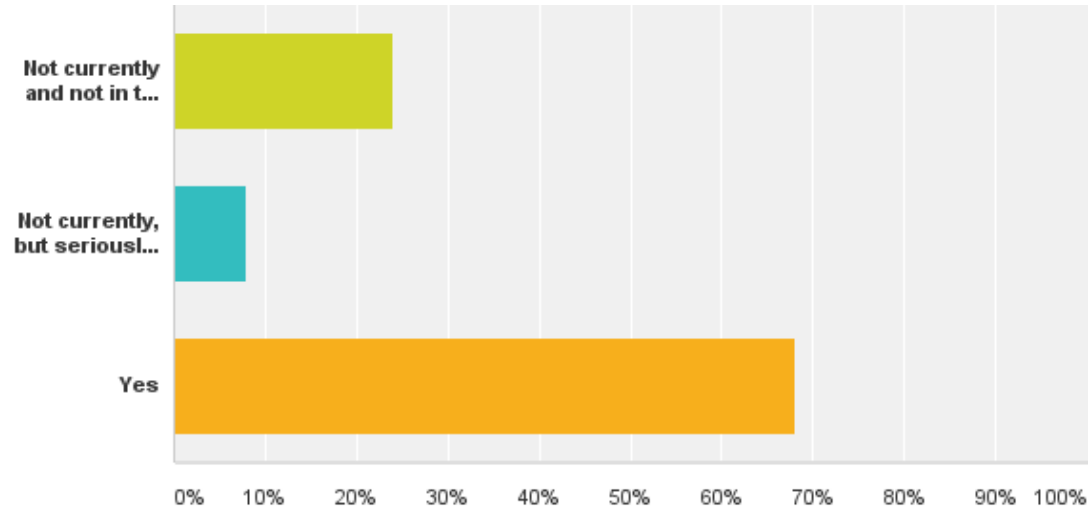
Q1: Who do you represent? Type abbreviation in box.

Answered: 50 Skipped: 0

Answer Choices	Responses
SLA	50.00% 25
PSEP	44.00% 22
Private Trainer	6.00% 3
Total	50

Q2: Do you approve IRCs? (select all that apply)

Answered: 25 Skipped: 25



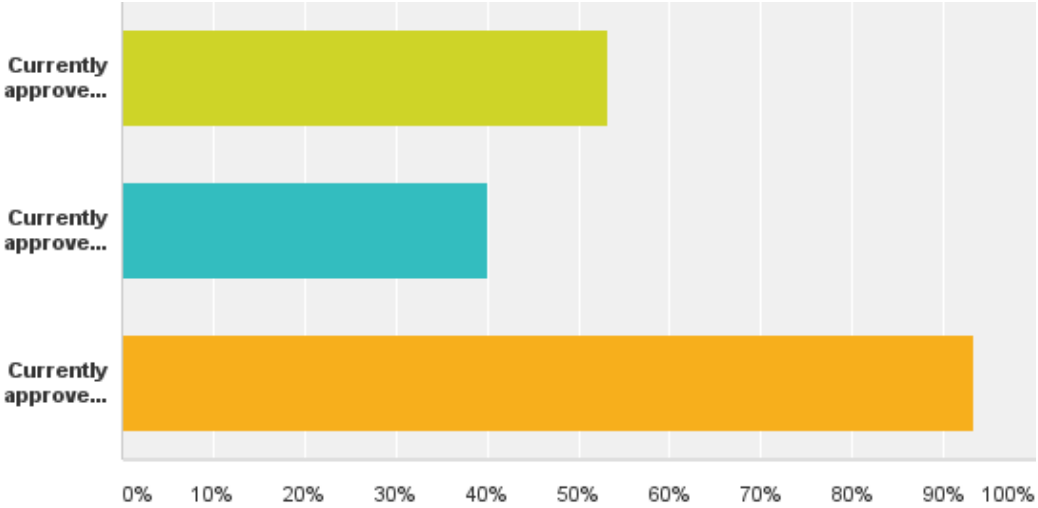
Q2: Do you approve IRCs? (select all that apply)

Answered: 25 Skipped: 25

Answer Choices	Responses
Not currently and not in the near future (skip to next section)	24.00% 6
Not currently, but seriously considering over the next 3-5 years (skip to next section)	8.00% 2
Yes	68.00% 17
Total	25

Q3: Do you approve IRCs? (select all that apply)

Answered: 15 Skipped: 35



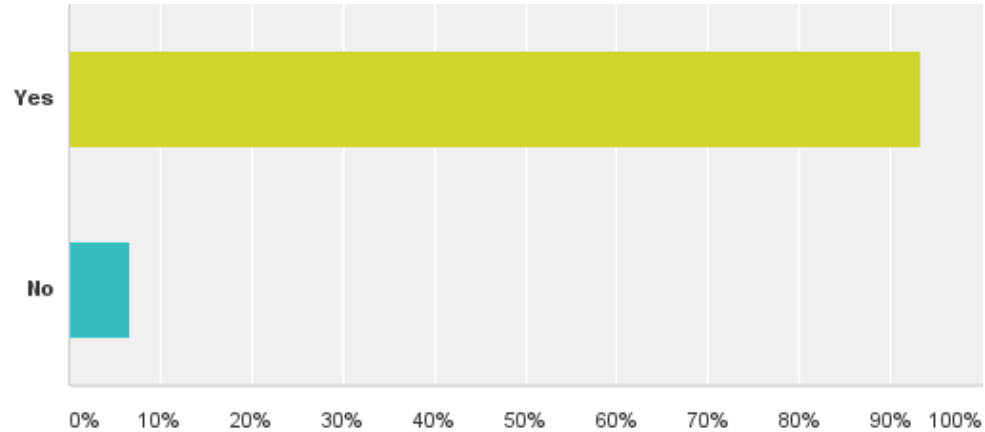
Q3: Do you approve IRCs? (select all that apply)

Answered: 15 Skipped: 35

Answer Choices	Responses	
Currently approve PSEP-developed	53.33%	8
Currently approve SLA-developed	40.00%	6
Currently approve Third-party developed	93.33%	14
Total Respondents: 15		

Q4: Do you require sponsors to indicate it is an IRC?

Answered: 15 Skipped: 35



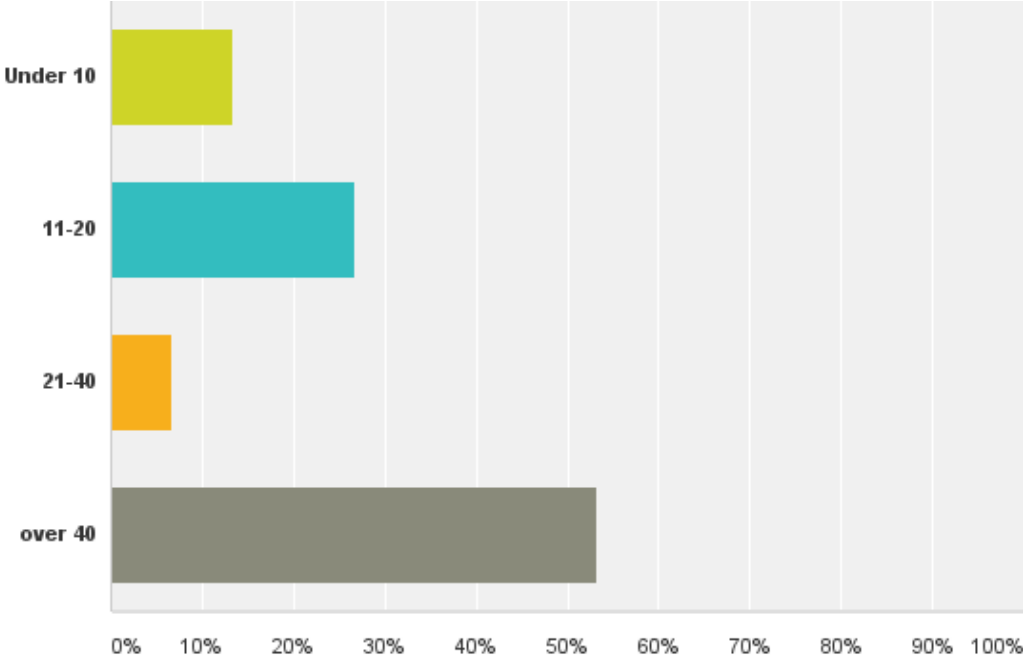
Q4: Do you require sponsors to indicate it is an IRC?

Answered: 15 Skipped: 35

Answer Choices	Responses
Yes	93.33% 14
No	6.67% 1
Total	15

Q5: Approximately, how many different IRCs did you approve for 2014?

Answered: 15 Skipped: 35



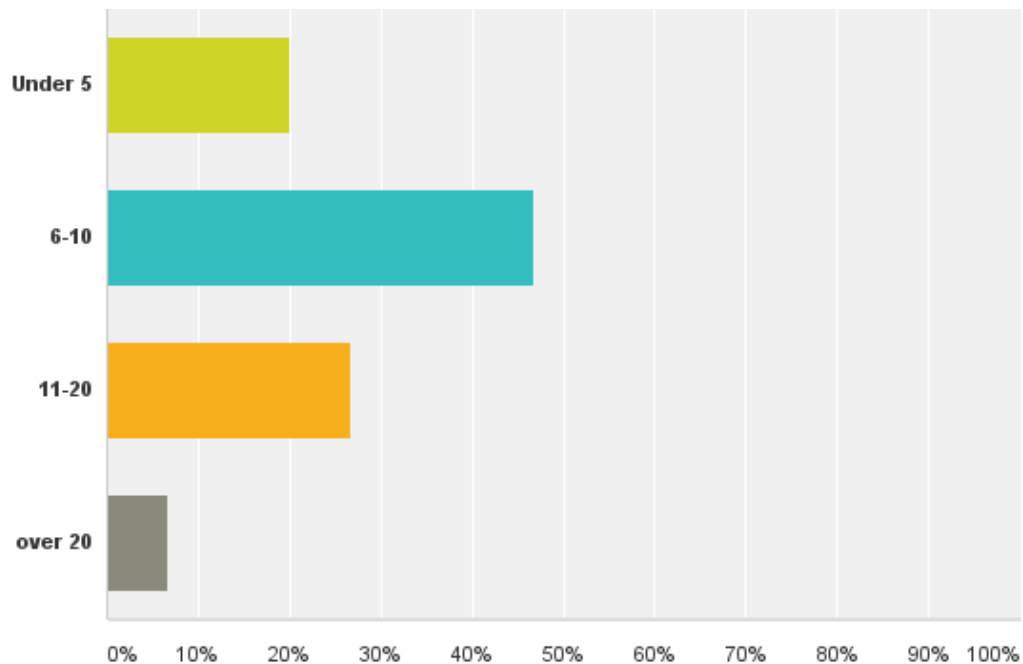
Q5: Approximately, how many different IRCs did you approve for 2014?

Answered: 15 Skipped: 35

Answer Choices	Responses
Under 10	13.33% 2
11-20	26.67% 4
21-40	6.67% 1
over 40	53.33% 8
Total	15

Q6: Approximately, how many different sponsors requested IRC approvals?

Answered: 15 Skipped: 35



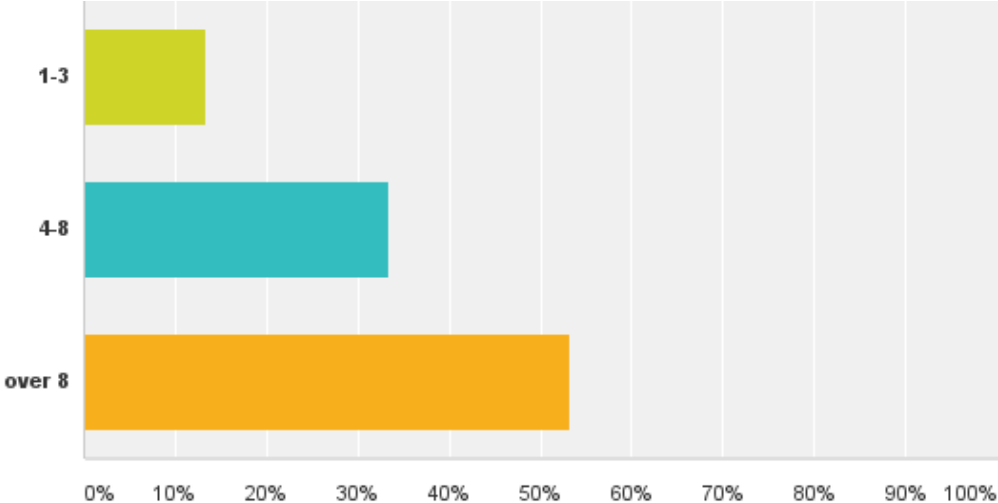
Q6: Approximately, how many different sponsors requested IRC approvals?

Answered: 15 Skipped: 35

Answer Choices	Responses	
Under 5	20.00%	3
6-10	46.67%	7
11-20	26.67%	4
over 20	6.67%	1
Total		15

Q7: How many years have you approved IRC?

Answered: 15 Skipped: 35



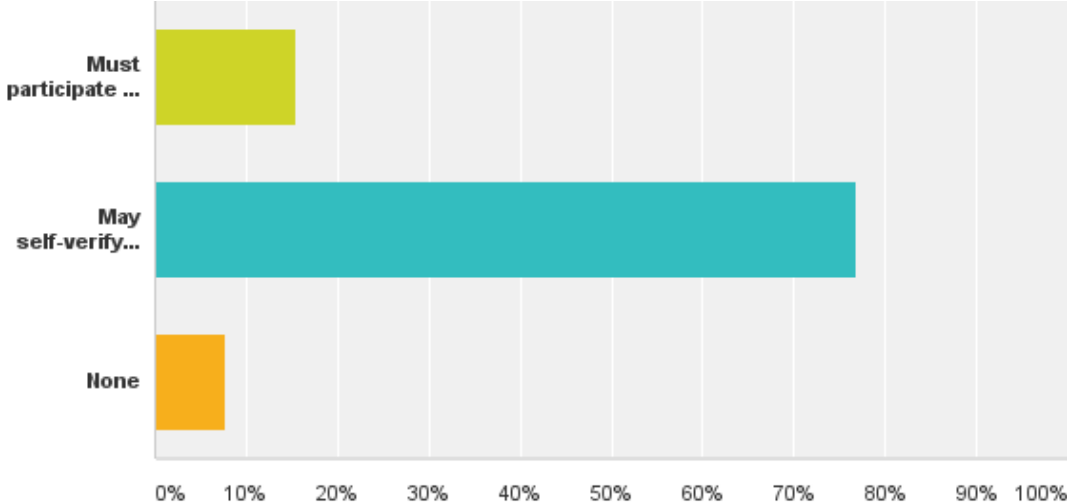
Q7: How many years have you approved IRC?

Answered: 15 Skipped: 35

Answer Choices	Responses
1-3	13.33% 2
4-8	33.33% 5
over 8	53.33% 8
Total	15

Q8: What is your policy for identification verification?

Answered: 13 Skipped: 37



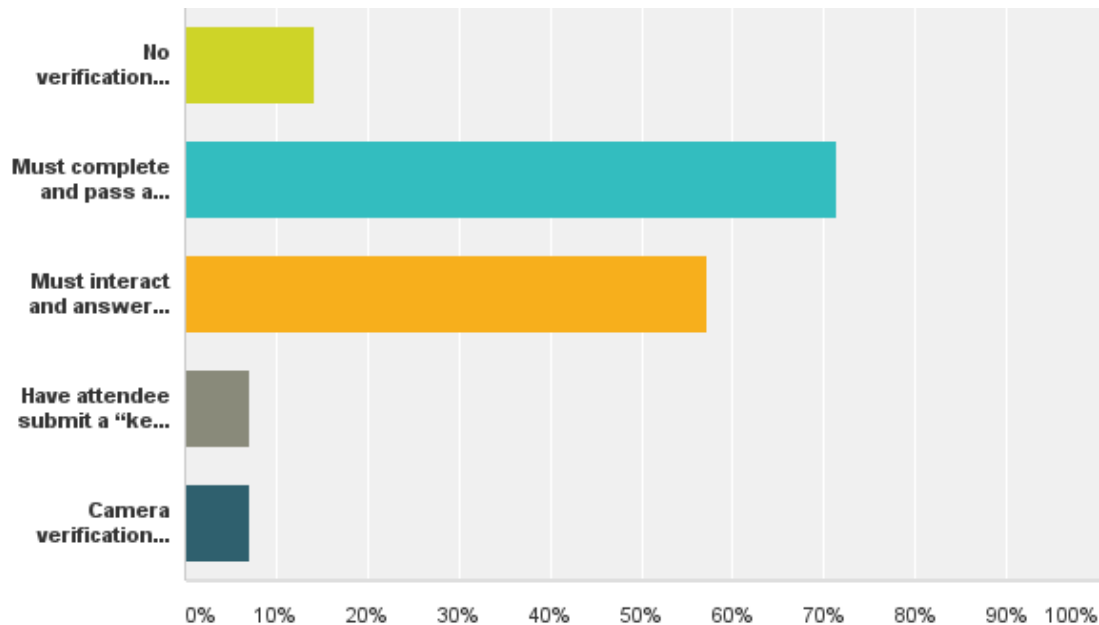
Q8: What is your policy for identification verification?

Answered: 13 Skipped: 37

Answer Choices	Responses	
Must participate at a proctored location (SLA, Extension, 3rd party office)	15.38%	2
May self-verify they are the attendee	76.92%	10
None	7.69%	1
Total Respondents: 13		

Q9: How do you ensure attendee participation/interaction as the course proceeds? (select all that apply)

Answered: 14 Skipped: 36



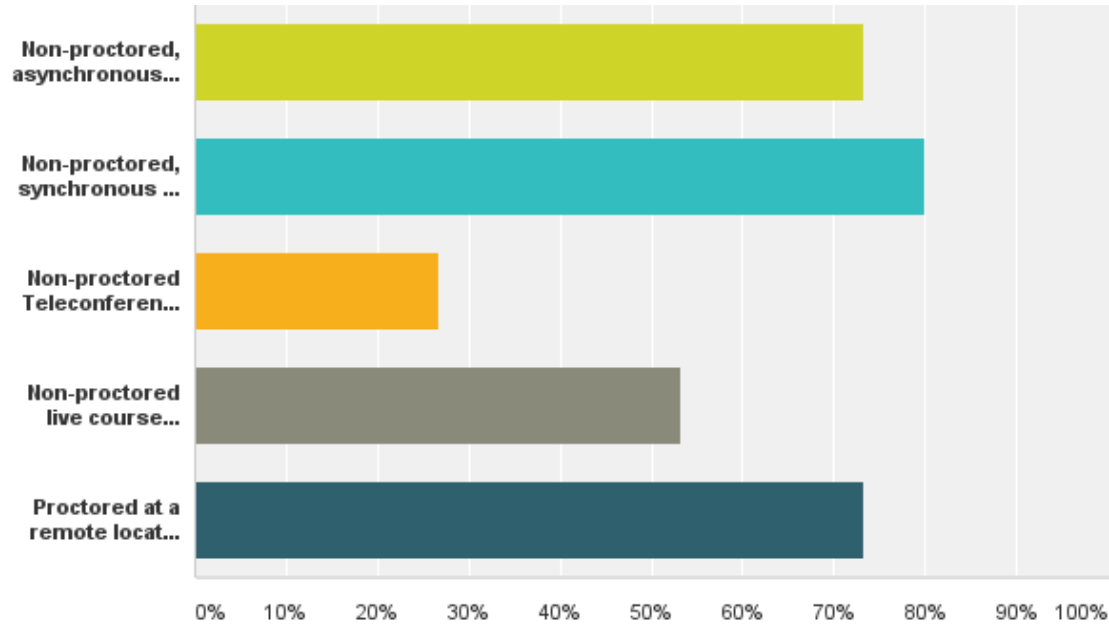
Q9: How do you ensure attendee participation/interaction as the course proceeds? (select all that apply)

Answered: 14 Skipped: 36

Answer Choices	Responses	
No verification required during the IR course	14.29%	2
Must complete and pass a graded quiz	71.43%	10
Must interact and answer questions during the IR class	57.14%	8
Have attendee submit a "key" that was posted during the IR class or submit a quiz	7.14%	1
Camera verification during the IR Course	7.14%	1
Total Respondents: 14		

Q10: What types of IRC have you approved? (select all that apply)

Answered: 15 Skipped: 35



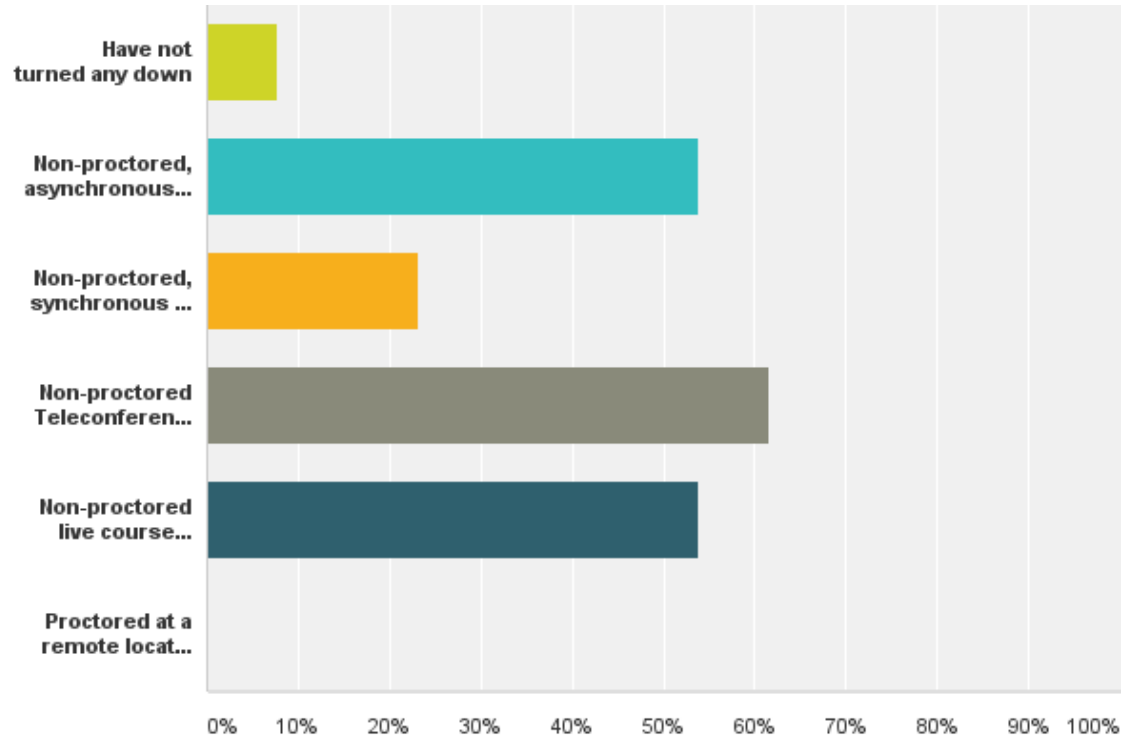
Q10: What types of IRC have you approved? (select all that apply)

Answered: 15 Skipped: 35

Answer Choices	Responses
Non-proctored, asynchronous or self-directed, e.g., Moodle, Adobe Presenter, BlackBoard, Articulate	73.33% 11
Non-proctored, synchronous or instructor-led, e.g., computer-based webinars, GoToMeeting, Skype, Google Hangout, Facetime	80.00% 12
Non-proctored Teleconference, polycom	26.67% 4
Non-proctored live course previously recorded	53.33% 8
Proctored at a remote location that has computer downlink from an instructor-led classroom	73.33% 11
Total Respondents: 15	

Q11: What type of courses did you turn down? (select all that apply)

Answered: 13 Skipped: 37



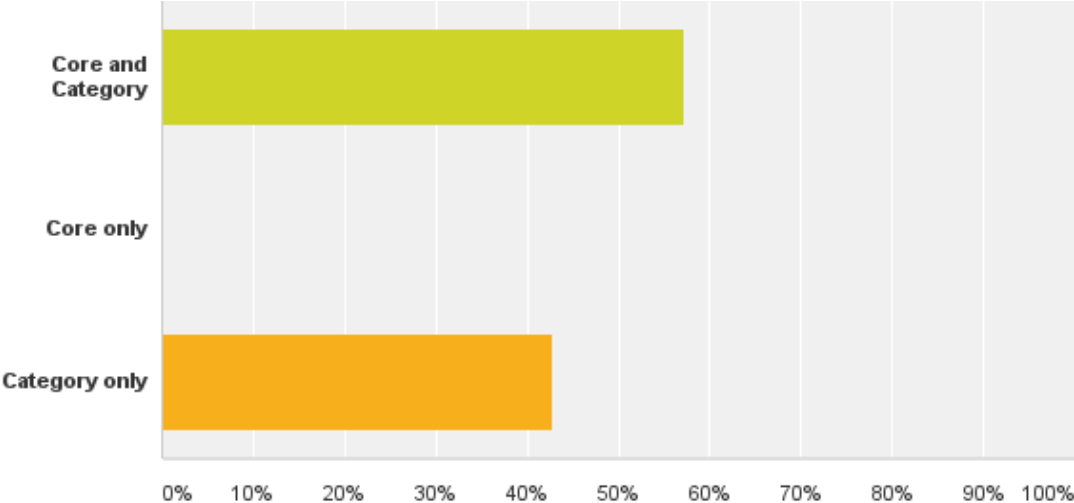
Q11: What type of courses did you turn down? (select all that apply)

Answered: 13 Skipped: 37

Answer Choices	Responses
Have not turned any down	7.69% 1
Non-proctored, asynchronous or self-directed, e.g., Moodle, Adobe Presenter, BlackBoard, Articulate	53.85% 7
Non-proctored, synchronous or instructor-led, e.g., computer-based webinars, GoToMeeting, Skype, Google Hangout, Facetime	23.08% 3
Non-proctored Teleconference, polycom	61.54% 8
Non-proctored live course previously recorded	53.85% 7
Proctored at a remote location that has computer downlink from an instructor-led classroom	0.00% 0
Total Respondents: 13	

Q12: What type of credits do you allow?

Answered: 14 Skipped: 36



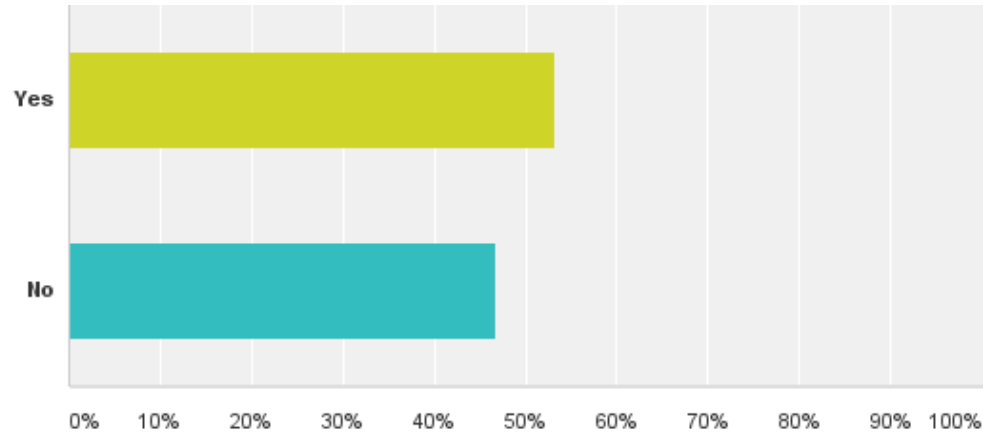
Q12: What type of credits do you allow?

Answered: 14 Skipped: 36

Answer Choices	Responses
Core and Category	57.14% 8
Core only	0.00% 0
Category only	42.86% 6
Total Respondents: 14	

Q13: Do you limit the number of credits that one applicator can get by IRCs during their recertification period

Answered: 15 Skipped: 35



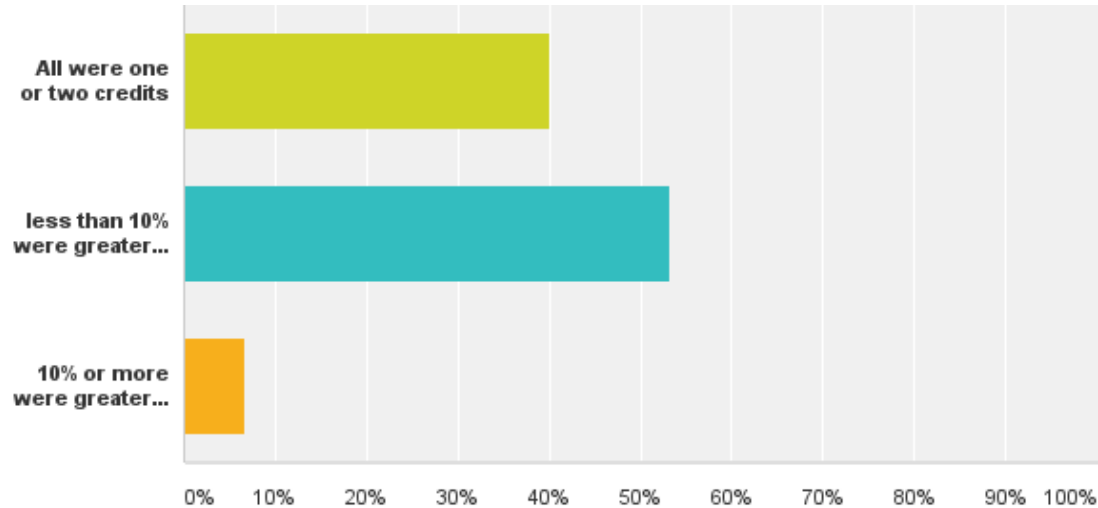
Q13: Do you limit the number of credits that one applicator can get by IRCs during their recertification period

Answered: 15 Skipped: 35

Answer Choices	Responses
Yes	53.33% 8
No	46.67% 7
Total	15

Q14: What percentage of IRCs approved were greater than 2 credits?

Answered: 15 Skipped: 35



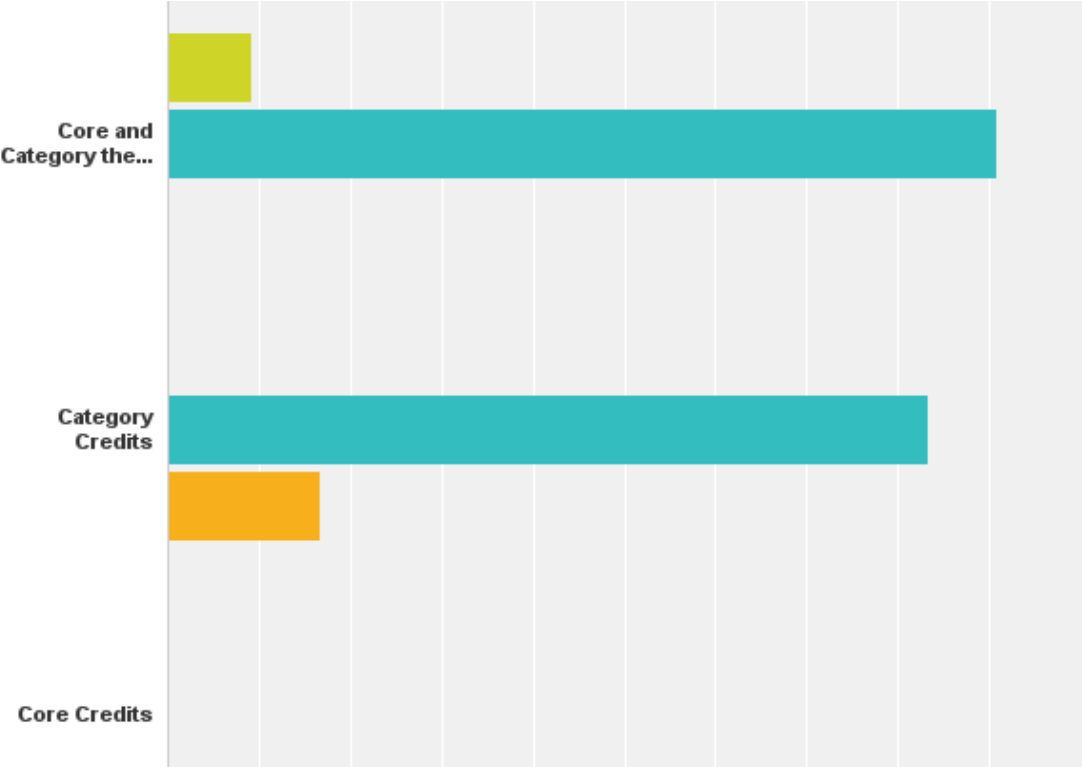
Q14: What percentage of IRCs approved were greater than 2 credits?

Answered: 15 Skipped: 35

Answer Choices	Responses
All were one or two credits	40.00% 6
less than 10% were greater than 2 credits	53.33% 8
10% or more were greater than 2 credits	6.67% 1
Total	15

Q15: Based on your policy/regulations, how long must the IRC be?

Answered: 15 Skipped: 35



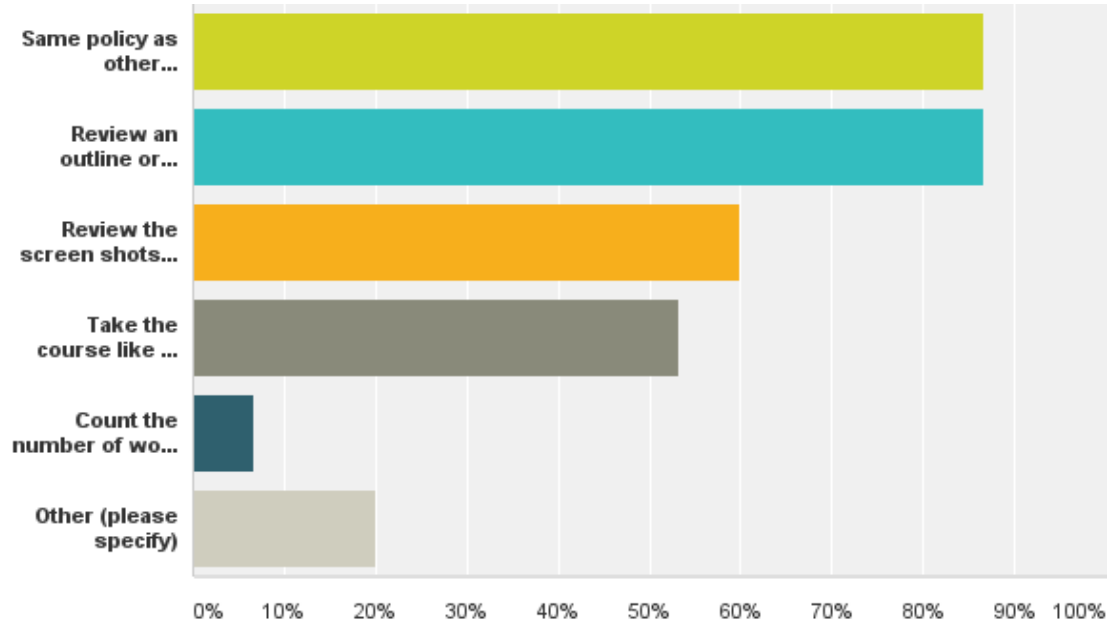
Q15: Based on your policy/regulations, how long must the IRC be?

Answered: 15 Skipped: 35

	25-30 minutes	50-60 minutes	not applicable	Total
Core and Category the same	9.09% 1	90.91% 10	0.00% 0	11
Category Credits	0.00% 0	83.33% 5	16.67% 1	6
Core Credits	0.00% 0	0.00% 0	0.00% 0	0

Q16: How do you review the IRC for appropriate content and style? (select all that apply)

Answered: 15 Skipped: 35



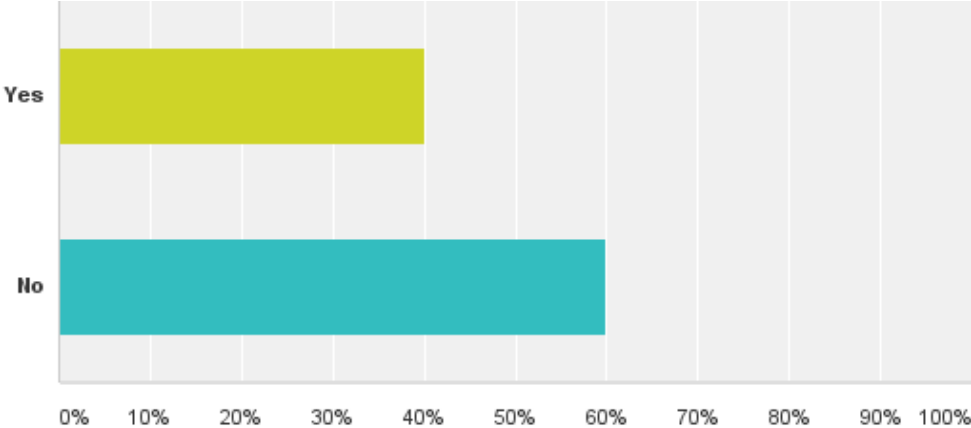
Q16: How do you review the IRC for appropriate content and style? (select all that apply)

Answered: 15 Skipped: 35

Answer Choices	Responses
Same policy as other face-to-face courses	86.67% 13
Review an outline or abstract	86.67% 13
Review the screen shots or slides in a powerpoint	60.00% 9
Take the course like you are the client	53.33% 8
Count the number of words in the narration and divide by the average reading speed	6.67% 1
Other (please specify)	20.00% 3
Total Respondents: 15	

Q20: Do you require any training as part of an enforcement action?

Answered: 20 Skipped: 30



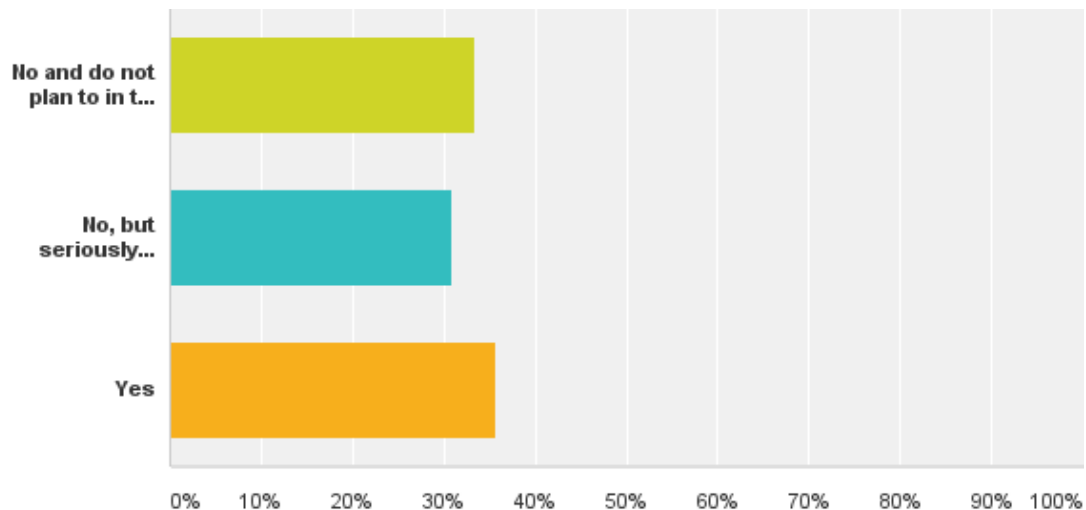
Q20: Do you require any training as part of an enforcement action?

Answered: 20 Skipped: 30

Answer Choices	Responses
Yes	40.00% 8
No	60.00% 12
Total	20

Q21: Have you developed, submitted to the SLA for approval, and delivered IRCs? (select all that apply)

Answered: 42 Skipped: 8



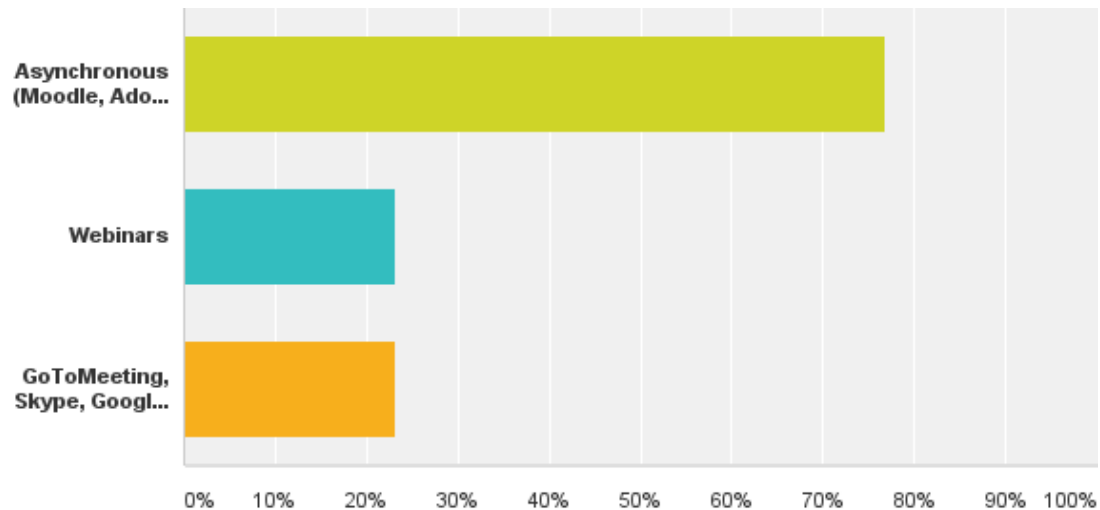
Q21: Have you developed, submitted to the SLA for approval, and delivered IRCs? (select all that apply)

Answered: 42 Skipped: 8

Answer Choices	Responses	
No and do not plan to in the near future (skip to next section)	33.33%	14
No, but seriously considering over the next 3-5 years (skip to next section)	30.95%	13
Yes	35.71%	15
Total		42

Q22: Have you developed, submitted to the SLA for approval, and delivered IRCs? (select all that apply)

Answered: 13 Skipped: 37



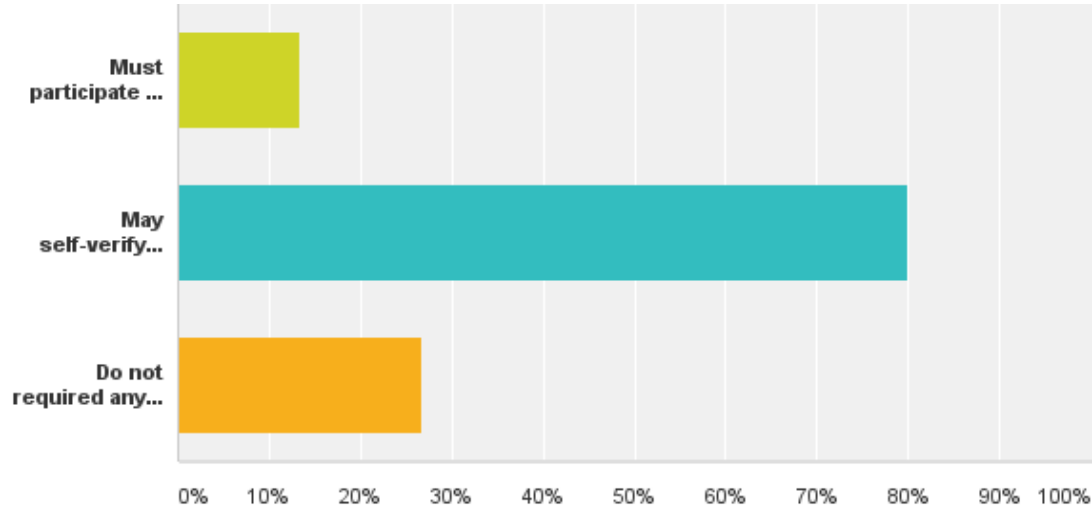
Q22: Have you developed, submitted to the SLA for approval, and delivered IRCs? (select all that apply)

Answered: 13 Skipped: 37

Answer Choices	Responses	
Asynchronous (Moodle, Adobe Presenter, Articulate, etc)	76.92%	10
Webinars	23.08%	3
GoToMeeting, Skype, Google Hangout	23.08%	3
Total Respondents: 13		

Q23: What attendance control mechanisms do you use? (select all that apply)

Answered: 15 Skipped: 35



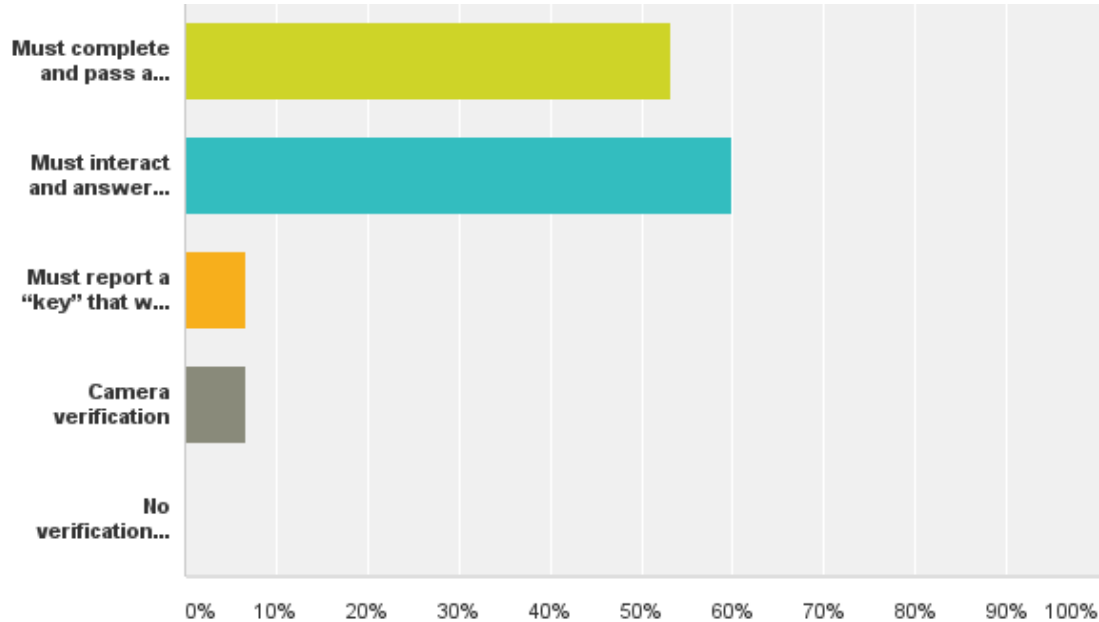
Q23: What attendance control mechanisms do you use? (select all that apply)

Answered: 15 Skipped: 35

Answer Choices	Responses	
Must participate at a proctored location	13.33%	2
May self-verify they are the attendee	80.00%	12
Do not required any controls	26.67%	4
Total Respondents: 15		

Q24: How do you ensure attendee participation/interaction? (select all that apply)

Answered: 15 Skipped: 35



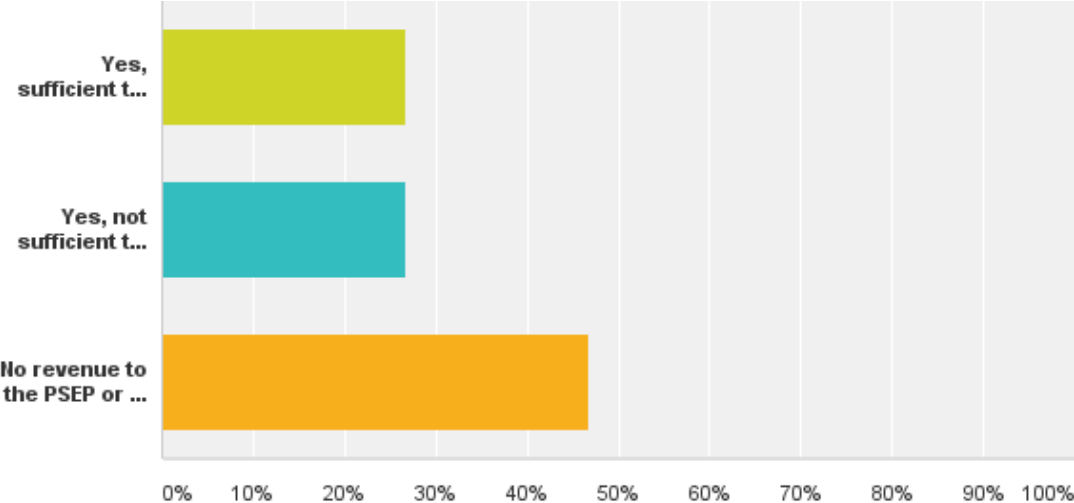
Q24: How do you ensure attendee participation/interaction? (select all that apply)

Answered: 15 Skipped: 35

Answer Choices	Responses	
Must complete and pass a graded quiz/exam	53.33%	8
Must interact and answer questions during the IR Course	60.00%	9
Must report a "key" that was posted during the IR Course	6.67%	1
Camera verification	6.67%	1
No verification required	0.00%	0
Total Respondents: 15		

Q25: Does your program receive revenue from IRCs?

Answered: 15 Skipped: 35



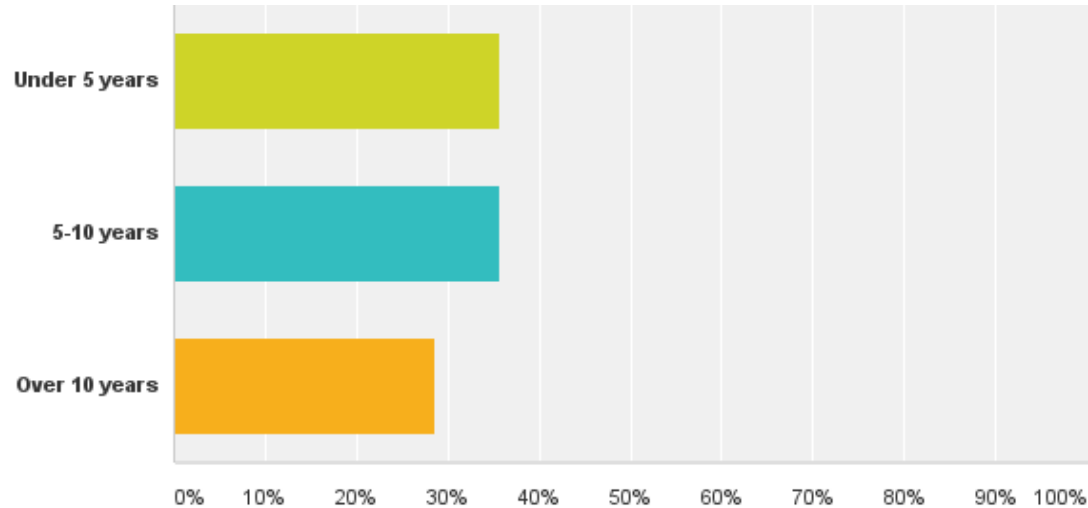
Q25: Does your program receive revenue from IRCs?

Answered: 15 Skipped: 35

Answer Choices	Responses	
Yes, sufficient to cover development and management costs	26.67%	4
Yes, not sufficient to cover costs	26.67%	4
No revenue to the PSEP or SLA sponsor program	46.67%	7
Total		15

Q26: How many years have you been developing and delivering IRCs?

Answered: 14 Skipped: 36



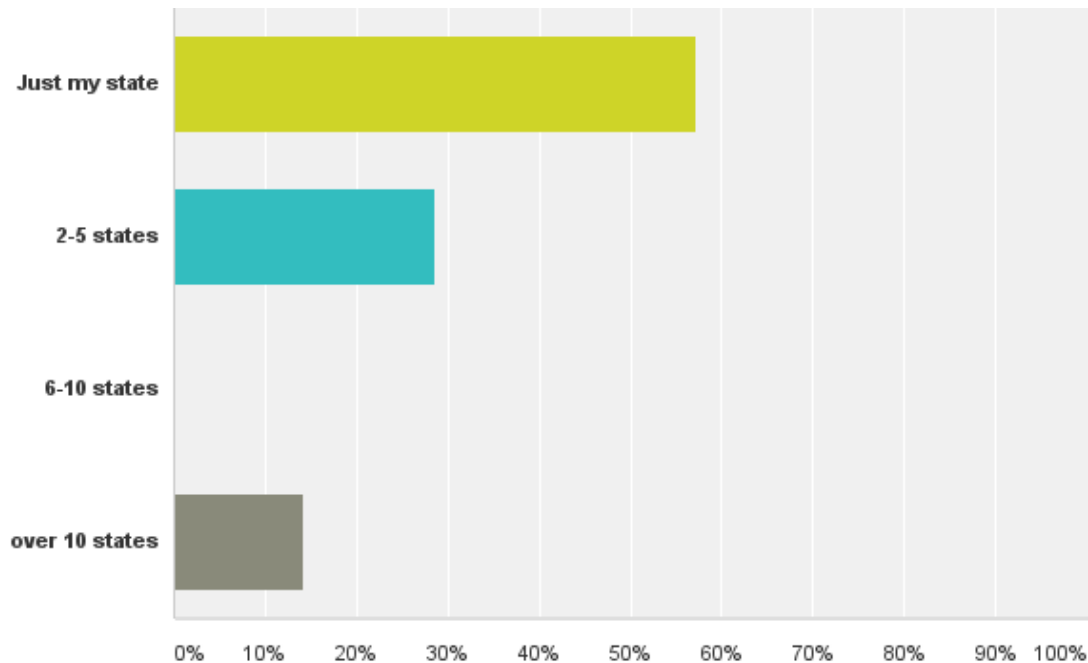
Q26: How many years have you been developing and delivering IRCs?

Answered: 14 Skipped: 36

Answer Choices	Responses
Under 5 years	35.71% 5
5-10 years	35.71% 5
Over 10 years	28.57% 4
Total	14

Q27: For the courses you have developed and deliver, how many different states do you currently obtain approval?

Answered: 14 Skipped: 36



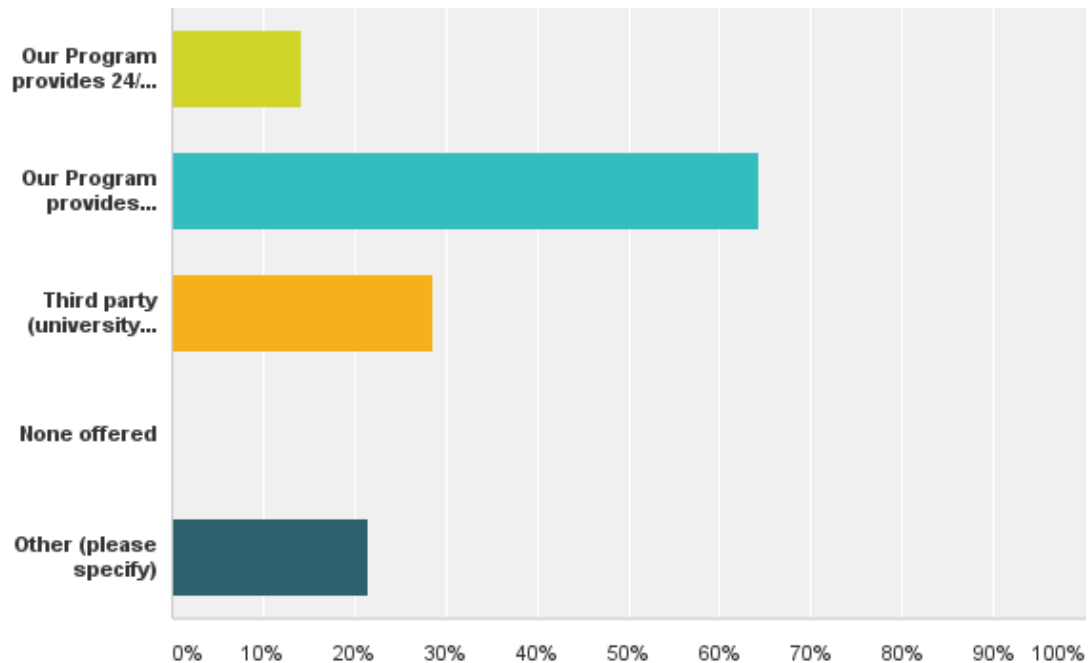
Q27: For the courses you have developed and deliver, how many different states do you currently obtain approval?

Answered: 14 Skipped: 36

Answer Choices	Responses	
Just my state	57.14%	8
2-5 states	28.57%	4
6-10 states	0.00%	0
over 10 states	14.29%	2
Total		14

Q29: Who provides Technical Assistance to the clients? (select all that apply)

Answered: 14 Skipped: 36



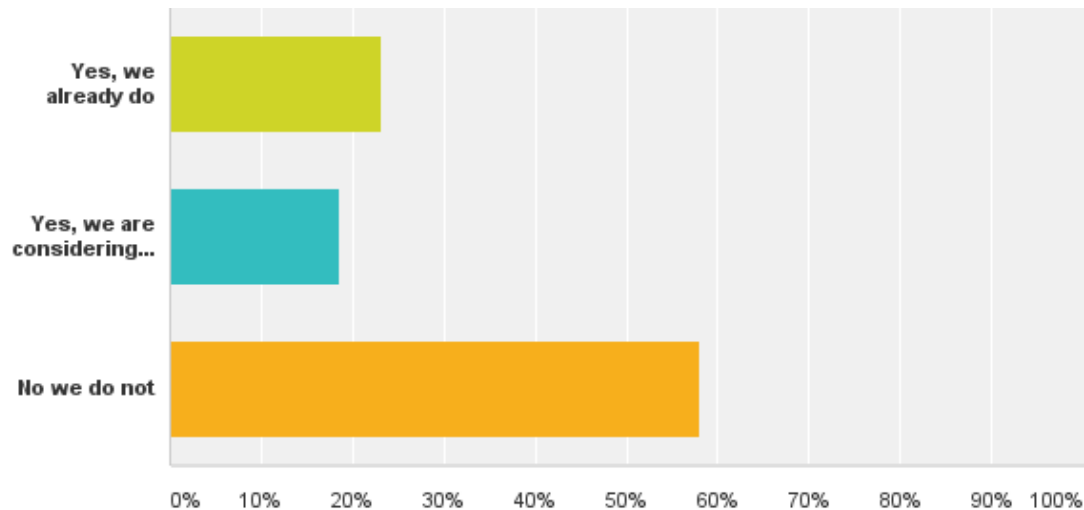
Q29: Who provides Technical Assistance to the clients? (select all that apply)

Answered: 14 Skipped: 36

Answer Choices	Responses
Our Program provides 24/7 access to technical assistance	14.29% 2
Our Program provides technical assistance during office hours only	64.29% 9
Third party (university computer services, other vendor) provides technical assistance	28.57% 4
None offered	0.00% 0
Other (please specify)	21.43% 3
Total Respondents: 14	

Q30: Do you offer or plan to offer Private Applicator “certification/credential” via Internet training?

Answered: 43 Skipped: 7



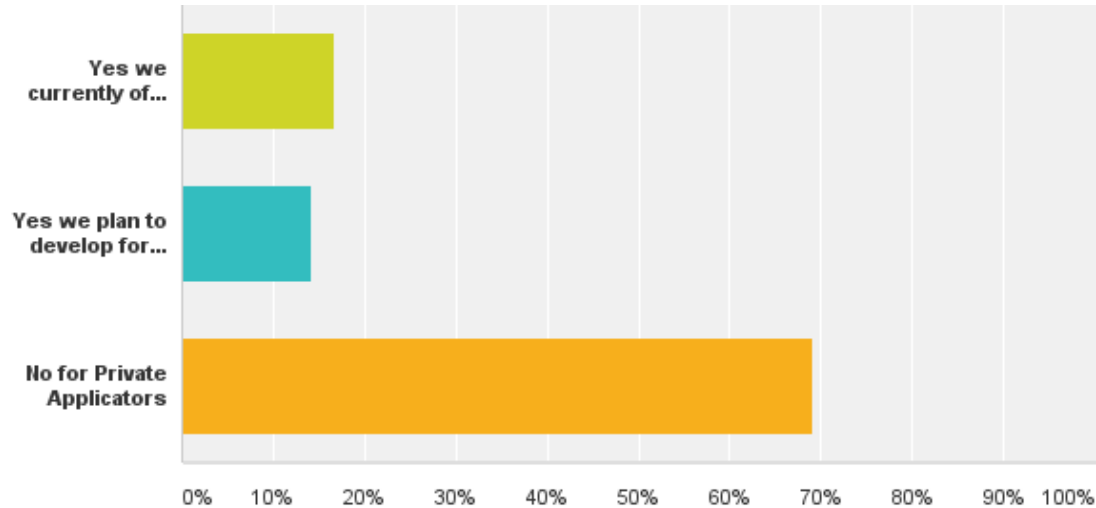
Q30: Do you offer or plan to offer Private Applicator “certification/credential” via Internet training?

Answered: 43 Skipped: 7

Answer Choices	Responses
Yes, we already do	23.26% 10
Yes, we are considering this	18.60% 8
No we do not	58.14% 25
Total	43

Q31: Do you offer or plan to (within 3 years) provide Internet pre-certification/pre-license preparatory modules for Private Applicators?

Answered: 42 Skipped: 8



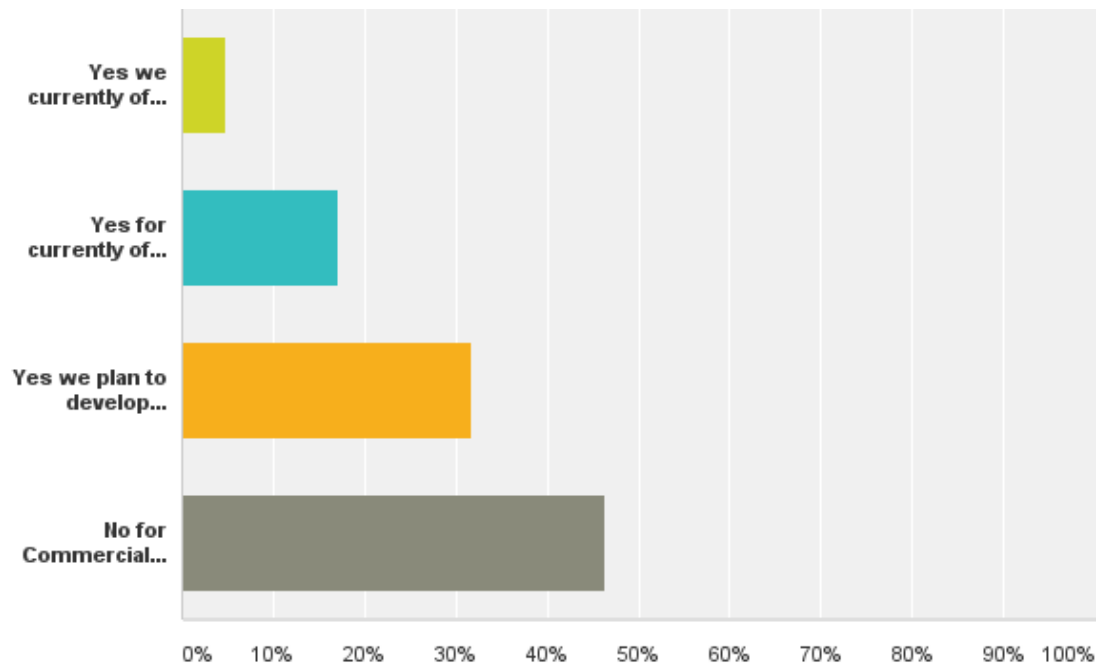
Q31: Do you offer or plan to (within 3 years) provide Internet pre-certification/pre-license preparatory modules for Private Applicators?

Answered: 42 Skipped: 8

Answer Choices	Responses	
Yes we currently offer for Private Applicators	16.67%	7
Yes we plan to develop for Private Applicators	14.29%	6
No for Private Applicators	69.05%	29
Total		42

Q32: Do you offer or plan to (within 3 years) provide Internet pre-certification/pre-license preparatory modules for Commercial Applicators? (note: commercial applicator is any type other than Private -- federal definition)

Answered: 41 Skipped: 9



Q32: Do you offer or plan to (within 3 years) provide Internet pre-certification/pre-license preparatory modules for Commercial Applicators? (note: commercial applicator is any type other than Private -- federal definition)

Answered: 41 Skipped: 9

Answer Choices	Responses
Yes we currently offer all Commercial Applicator categories	4.88% 2
Yes for currently offer some Commercial Applicator categories	17.07% 7
Yes we plan to develop some/all Commercial Applicator categories	31.71% 13
No for Commercial Applicators	46.34% 19
Total	41